




Artificial Lawn

Aftercare Guide: Pets



www.modernlawn.co.uk
info@modernlawn.co.uk



— The Modern —
Lawn Company



Introduction

Congratulations on installing your new artificial lawn! While artificial grass is low-maintenance, some care is required, especially if you have pets. This guide provides simple steps to help keep your lawn looking pristine, fresh, and odour-free for years to come.

Daily Care for Pet Owners

Your artificial lawn can handle regular pet use, but here are a few daily maintenance tips:

Scoop the Poop: Pick up pet waste as soon as possible to keep the lawn clean. Regularly remove loose pet hair by brushing the surface.

Rinse After Urination: In hot weather, pet urine can dry quickly and leave an odour. Use a hose to rinse down areas where your pet urinates, ensuring water reaches the sub-base to dilute and prevent smells. We recommend using a hose rather than a watering can for better water flow.

Soapy Wash: Periodically clean areas where pets frequently urinate or defecate with warm soapy water and pet-safe disinfectant to help eliminate bacteria and odours.



Recommended Routine

Brush: Regular brushing helps remove hair and debris.

Scoop: Pick up pet waste daily.

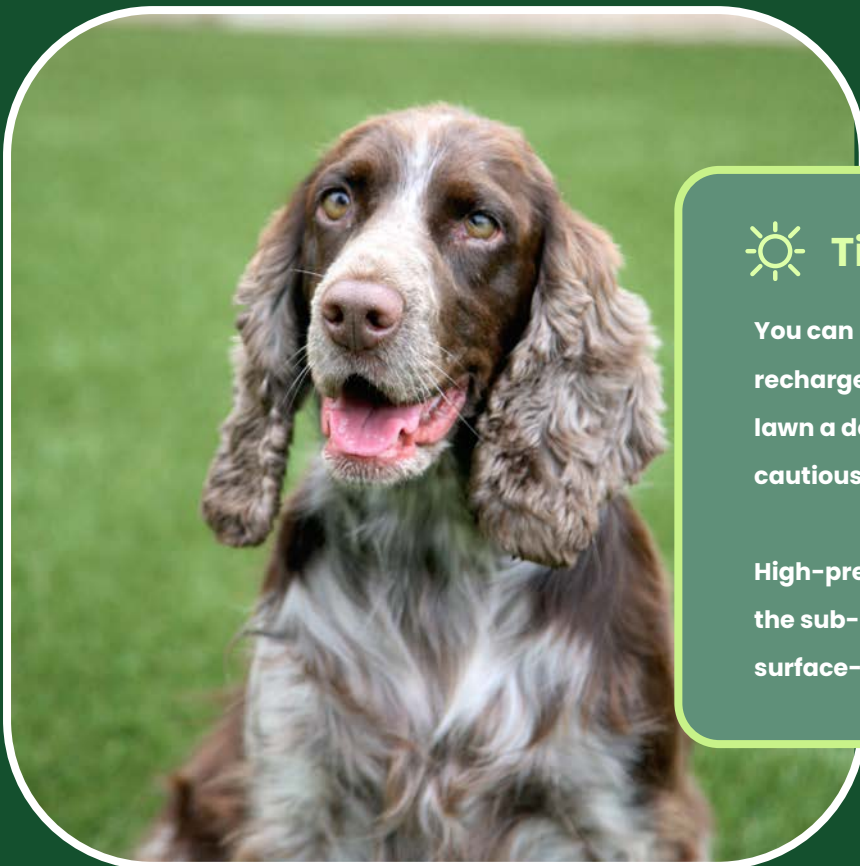

Wash: Rinse urine spots frequently, especially during hot weather.

Managing Odours with Zeolite

For households with multiple pets or pets that tend to urinate in the same spot, you may want to add Zeolite granules to your sub-base. Zeolite is a natural material that absorbs and neutralises the odours from pet urine.

How it Works: Zeolite absorbs the components in urine that cause odours, preventing them from becoming a gas. Rainfall or rinsing with a hose helps to recharge the granules and flush the odours deeper into the ground.

Concentration: If your pet tends to use one area as their bathroom, consider increasing the concentration of Zeolite granules in that spot for better odour control.



Tip

You can use a jet washer to help recharge the Zeolite and give your lawn a deeper clean, but be cautious with the power setting.

High-pressure jets may disturb the sub-base or displace surface-level granules.



www.modernlawn.co.uk



info@modernlawn.co.uk





Disinfecting Your Lawn

To keep your lawn sterile and odour-free:

Use Pet-Friendly Disinfectants: Any disinfectant you'd use indoors should work on your lawn, but always patch test a small area before applying it broadly.

How Often: We recommend disinfecting your lawn as often as possible, especially in high-traffic pet areas.



Maintaining the Lawn's Appearance

Brush Up the Pile: To maintain the fresh look of your artificial lawn, use a stiff push broom to lift and rejuvenate the grass fibres. For larger lawns, a power brush can speed up the process.

Vacuuming: Just like a carpet, your artificial grass can be vacuumed to remove small debris. Make sure to vacuum only on dry days and after brushing the lawn to keep it looking its best.

Safety Tip

If you're using a power brush or vacuum, consider wearing a dust mask, especially if you're sensitive to airborne particles.

Products and Tools to Use

Zeolite Granules:

Helps control pet odours by absorbing and neutralising urine.

Pet-Safe Disinfectants:

Regularly clean areas with disinfectants to maintain hygiene.

Push or Power Brush:

A stiff push brush or a power brush can help rejuvenate the grass pile.

Vacuum Cleaner:

Use a standard vacuum to remove fine debris on dry days.



Professional Maintenance Services

For a deeper clean and rejuvenation, consider scheduling a professional maintenance service to give your lawn that extra boost.

Service Includes: Power brushing, deep cleaning, and thorough deodorising.

Contact Us: For more information about professional aftercare services, visit The Modern Lawn Company's maintenance service page.



If you have any further questions or need additional support, contact us at The Modern Lawn Company.

We're here to help you maintain the perfect lawn for your pets!

———— The Modern ————
Lawn Company

Final Tips

Hose Regularly: Rinse areas with frequent pet use to keep the grass clean.

Keep the Pile Fluffy: Regularly brush your lawn to keep the pile looking full and fresh.

Check Products: Always check that any cleaning or disinfecting product is safe for use on artificial grass.

